

# IVECO

Drive the road of change



Tough to  
the extreme.

DAILY 4x4

# A full line-up of go-anywhere vehicles.



## **All-road and off-road versions up to 7.0 tons GVW**

With the Daily 4x4 no place is out of reach anymore. You can choose the right Daily 4x4 from the double offer of all-road and off-road versions to easily operate either on the toughest terrains or in mixed rough and tarmac roads.

Furthermore the unique 4x4 with a GVW of 7.0 tons takes robustness to another level. The only light commercial vehicle built like a truck with a solid load-bearing chassis and high performance suspensions, excellent to be customized for a wide variety of missions.

## **Extensive van and chassis cab models offer**

The legendary versatility that the Daily is known for continues in the new 4x4 range with the all Van/Chassis Cab models, single/twin wheel versions and automatic/manual gearbox configurations.

The new Daily 4x4 Van has a line up offering 5.5 and 7.0 tons versions and spacious cargo volumes ranging from 9 to 18 m<sup>3</sup> for the single wheel off-road and from 16 to 18 m<sup>3</sup> for the twin wheel all-road version. The solid Daily 4x4 Cab extends the GVW to a unique 7.0 tons with wheelbases ranging from 3080 mm to 4175 mm to cover all the needs mission on a remote location might require.

# Unlimited versatility, extreme robustness and ultimate driving comfort in every mission.

The extensive line-up of the Daily 4x4 offers the right vehicle for every mission - even the toughest challenges in the most remote areas.



## **3.0 litre engine with 180 hp and 8-speed automatic gearbox**

Powered by the Euro VI-E 3.0 litre engine generating 180 hp and 430 Nm torque you can reach any destination needed for the task in hand. Euro 6 Heavy Duty Homologation compliant, the Daily 4x4 is more than just a truck for remote areas. Available with the exclusive HI-MATIC automatic gearbox that offers absolute driving pleasure even in most demanding missions and terrains with 16 forward and 2 reverse gears it is guaranteed that you will accomplish every mission with comfort and ease.

## **Payload up to 4300 kg and body length up to 5.0 meters**

Unique Daily 4x4 7.0 tons GVW with payload up to 4300 kg and body lengths up to 5 meters gives maximum customizations availability.

The offer of six Power Take Off, all fully programmable, means that Daily 4x4 is adaptable for all applications. With the vast range equipment provisions such as winches and snow ploughs, also in combination with airbag, you can find the right combination for every off- and all-road mission.

# Unrivalled Performance.

All the power you need,  
whatever your mission.

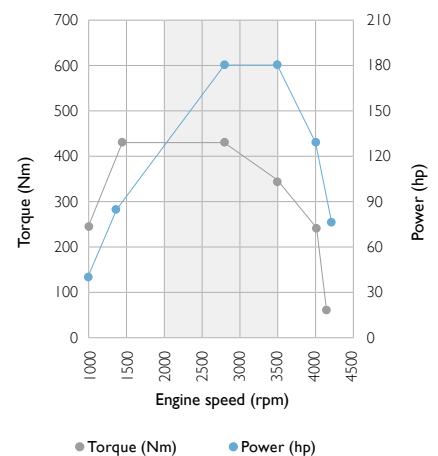
Powered by the FIC Euro VI-E 3.0 litre engine generating 180 hp and 430 Nm torque the Daily 4x4 can accomplish every mission on all terrains with ease. Euro 6 Heavy Duty Homologation compliant, the Daily 4x4 is more than just a truck for remote areas.



## 3.0 LITRE FIC ENGINE

Displacement	3.0 litre
Power	132 kW (180 hp)
Engine speed at max. power	3500 rpm
Max. Torque	430 Nm
Engine speed at max. Torque	1600 - 2700 rpm
Emission	Euro VI-E Heavy Duty
AdBlue® tank capacity	20 litres

## FIC 180 HP EURO VI-E



# Robust comfort for all mission.

## The absolute driving pleasure

Thanks to its double low ratios the Daily 4x4 is available with 12 forward gears with manual transmission and with 16 with the HI-MATIC transmission. You can easily engage the low speed ratio by activating the ergonomic button on the dashboard. Daily 4x4 gains unlimited climbing ability while maintaining maximum comfort thanks to the ergonomic steering wheel and memory foam seats highly energy absorbent, able to spread your weight evenly and reduce pressure peaks by up to 30%.

## Ratio for Manual & Automatic gearbox

- Normal Ratio 1:0,975
- Low Ratio 1:2,13



## Unique strength and robustness

The specially designed chassis frame with load capacity up to 5000 kg on the rear, the new front axle with independent front suspensions, the steel 3-piece front bumper and the full disc brakes with specially developed ESP program make the Daily 4x4 the only vehicle on the market able to meet the customer's needs for robustness, sustained performance and record reliability.

## Differential Locks

The Daily 4x4 ensures perfect traction in every situation with 3 locking differentials in the front and rear axles, and a central one on the transfer box. The differentials can be locked and unlocked with the ergonomic switches on the dashboard.



# Unlimited Versatility.



## Multiple features, for professional applications.

With the six versions of PTO on the transfer box, all fully programmable by the expansion module, you can fit your Daily 4x4 for a wide range of applications, from a simple tipperbed to a snowplough, from an aerial platform to a crane. The Daily 4x4 offers an extensive range of features for specific off-road applications such as bullbars, and can be factory ready for fitting a snowplough or a winch, even in presence of airbag.







# Line up

ready to accomplish any mission.

## DAILY 4X4 CAB

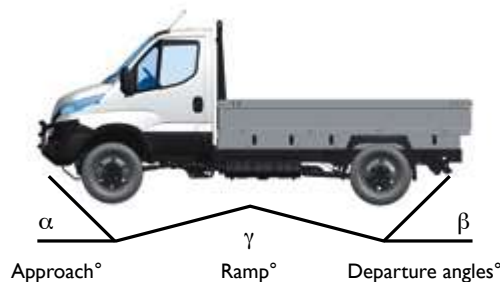
Wheelbase (mm)	Chassis Cab	Crew Cab	Chassis Cowl
			
3080	3.5 t / 5.5 t	-	-
3480	3.5 t / 5.5 t / 7 t	5.5 t / 7 t	3.5 t / 5.5 t / 7 t
3780	5.5 t / 7 t	5.5 t / 7 t	5.5 t / 7 t
4175	5.5 t / 7 t	5.5 t / 7 t	5.5 t / 7 t

## ALL-ROAD

Wheelbase (mm)	3480			3780		4175	
GVW	3.5 t	5.5 t	7.0 t	5.5 t	7.0 t	5.5 t	7.0 t
Tyres	225/75 R16	225/75 R16	225/75 R16	225/75 R16	225/75 R16	225/75 R16	225/75 R16
$\alpha$ - Approach angle (degrees)	31°	31°	31°	31°	31°	31°	31°
$\gamma$ - Ramp angle (degrees)	164°	164°	164°	165°	165°	167°	167°
$\beta$ - Departure angle (degrees)	29°	28°	27°	25°	24°	14°	13°




## OFF-ROAD

Wheelbase (mm)	3080		3480		3780		4175		
GVW	3.5 t	5.5 t	3.5 t	5.5 t	7.0 t	5.5 t	7.0 t	5.5 t	7.0 t
Tyres	255/100 R16	255/100 R16	255/100 R16	255/100 R16	265/70 R19.5	255/100 R16	265/70 R19.5	255/100 R16	265/70 R19.5
$\alpha$ - Approach angle (degrees)	37°	37°	37°	37°	35°	37°	35°	36°	35°
$\gamma$ - Ramp angle (degrees)	156°	155°	159°	159°	159°	160°	160°	162°	162°
$\beta$ - Departure angle (degrees)	36°	36°	36°	36°	33°	30°	29°	18°	17°





### DAILY 4X4 VAN

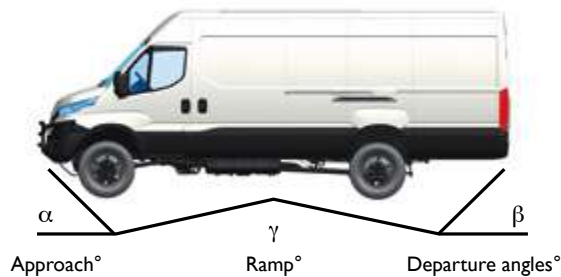
Wheelbase (mm)	H1 (1545 mm)	H2 (1900 mm)	H3 (2100 mm)
			
<b>3595</b>	9 m <sup>3</sup> 5.5 t / 7 t Single Wheel	10.8 m <sup>3</sup> 5.5 t / 7 t Single Wheel	- -
<b>3595L</b>	- -	12 m <sup>3</sup> 5.5 t / 7 t Single Wheel	13.4 m <sup>3</sup> 5.5 t / 7 t Single Wheel
<b>4175</b>	- -	16 m <sup>3</sup> 5.5 t / 7 t Single / Twin Wheel	18 m <sup>3</sup> 5.5 t / 7 t Single / Twin Wheel

### ALL-ROAD

Wheelbase (mm)	4175	
<b>GVW</b>	<b>5.5 t</b>	<b>7.0 t</b>
<b>Tyres</b>	225/75 R16	225/75 R16
<b>α - Approach angle (degrees)</b>	30°	28°
<b>β - Departure angle (degrees)</b>	11°	11°

### OFF-ROAD

Wheelbase (mm)	3595		3595L		4175	
<b>GVW</b>	<b>5.5 t</b>	<b>7.0 t</b>	<b>5.5 t</b>	<b>7.0 t</b>	<b>5.5 t</b>	<b>7.0 t</b>
<b>Tyres</b>	255/100 R16	265/70 R19.5	255/100 R16	265/70 R19.5	255/100 R16	265/70 R19.5
<b>α - Approach angle (degrees)</b>	37°	35°	37°	35°	37°	35°
<b>β - Departure angle (degrees)</b>	27°	25°	19°	18°	14°	13°



# Options.

Tailor your Daily 4x4 to fit every mission.



## **AIR CONDITIONING WITH MANUAL OR AUTOMATIC CONTROL**

Maintain a pleasant temperature in the cab and keep the allergens out with the Daily's air conditioning system. Choose from the efficient manual control or the automatic climate control that optimises the use of the compressor, reducing energy consumption.



## **WEBASTO INDEPENDENT HEATER**

Cold starts are a thing of the past with the Webasto independent heater: set the timer to preheat the engine and the cab, and step into your pleasantly warm Daily Van when you are ready to go.



## **PASSENGER BENCH WITH EXTRACTABLE TABLE**

Use your laptop and do your paperwork on the practical extractable table.



## **TFT CLUSTER**

Digital display 3,5" with 7 management menus for a complete control of the vehicle functionality.



## **IVECO DRIVER PAL**

IVECO DRIVER PAL is the on-board vocal and digital companion designed to make the driver's life safer and more productive by interacting with the vehicle with their voice via Amazon Alexa.



## **POWER TAKE OFF**

With the six versions of PTO on the transfer box, all fully programmable by the expansion module, you can fit your Daily 4x4 for a wide range of applications, from a simple tipper to a snowplough, from an aerial platform to a crane.





**MYIVECO INFOTAINMENT**

Bring your digital life on board with Apple CarPlay and Android Auto™, and enjoy your apps on the user-friendly infotainment system with 7" Screen, DAB radio, navigation system and much more.



**SUSPENDED SEATS**

The suspended seats, also available heated, offer extra comfort for the driver and passengers.



**LEATHER STEERING WHEEL**

Enjoy the luxurious feel of the leather steering wheel on your long days at work.



**SPARE WHEEL CARRIER IN CARGO COMPARTMENT**

Possibility to fix the spare wheel inside a single wheel and two wheel van load space.



**REAR CAMERA**

Rear camera integrated in the third brake light with dynamic lines that provide a clear view of the vehicle's trajectory to improve visibility and safety when parking and manoeuvring. Screen integrated in the MYIVECO infotainment system.



**CONNECTIVITY BOX**

Keep your Daily on the road with remote diagnostics, proactive maintenance and optimal service planning. Access a world of new services such as personalised maintenance plans and vehicle data management through the MYDAILY web portal & App.

# **IVECO**

**Drive the road of change**

PUBLICATION L2229101MASTER - 09/22

The information and images in this catalogue are provided as a guideline only. IVECO reserves the right to make changes for any commercial or construction reasons at any time without notice.